

# GUIDELINES FOR SUBMISSION OF PDF PROPOSALS

## FOR JUNE, 2024 BATCH

### A. Guidelines for students: Following steps are to be followed-

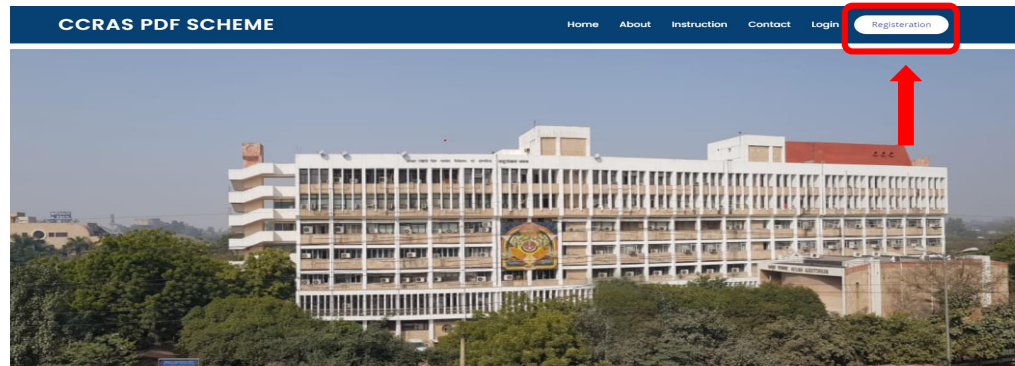
1. Open the CCRAS website on any browser using URL: <http://ccras.nic.in/> and click on **Application Invited for Post-Doctoral Fellowship Scheme 2024-June batch** to open the PDF Portal URL: [pdf.ccras.org.in](http://pdf.ccras.org.in)



2. Click on **To Apply Visit CCRAS PDF Portal ([pdf.ccras.org.in](http://pdf.ccras.org.in))** button.




3. New users, click the **Registration** button to open the **Registration form**.



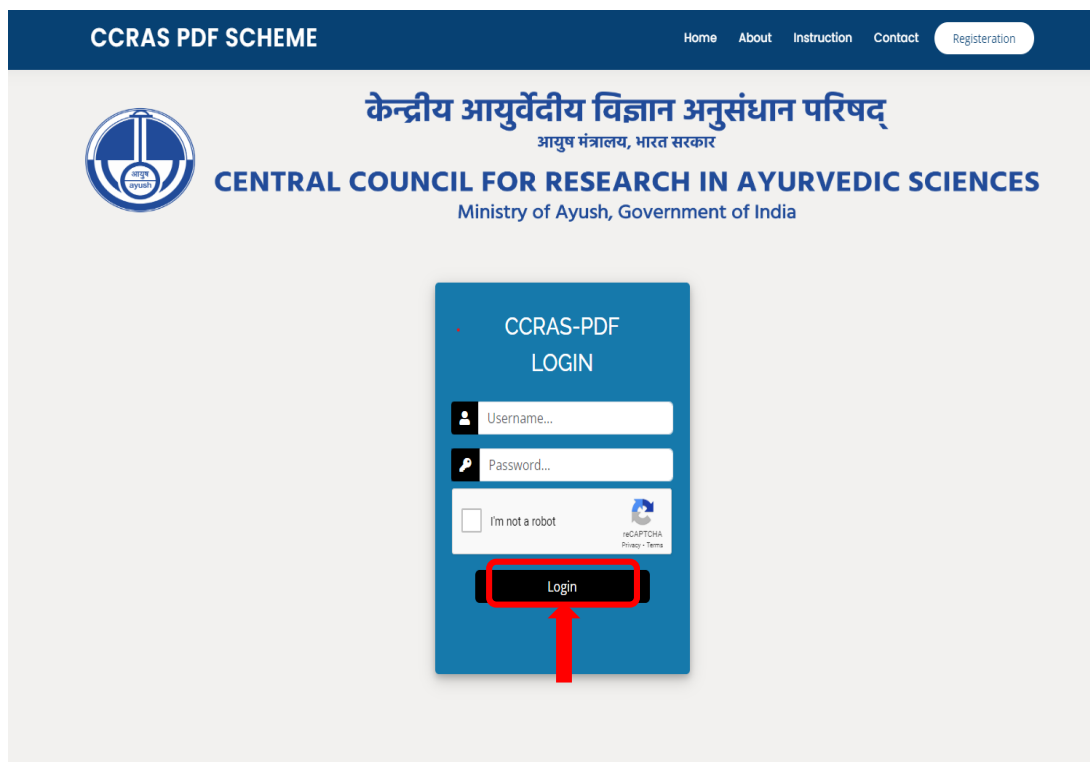
4. Fill out the **Registration form** and then click on the **Register** button to complete the process.

A screenshot of the 'New Registration' form. The form is divided into several sections: 'Registration Details', 'Personal Details', 'Communication Details', and 'Other Details'. Each section contains various input fields, dropdown menus, and checkboxes. The 'Registration Details' section includes fields for 'Enrolling as a', 'Username', 'Email address', 'Password', and 'Password confirmation'. The 'Personal Details' section includes fields for 'Title', 'First name', 'Last name', 'Father/Husband Name', 'Gender', 'Date of Birth', 'Category', 'Nationality', and 'Aadhaar No'. The 'Communication Details' section includes fields for 'Address Line1', 'Address Line2', 'State', 'District', 'City', 'Pincode', 'Mobile Number', 'Alternate Mobile Number', and 'Postal Address for correspondence'. The 'Other Details' section includes fields for 'University / Institution Name' and 'University / Institution Address'. A red rounded rectangle highlights the 'Register' button at the bottom of the form. A red arrow points upwards from the bottom of the page towards the 'Register' button.

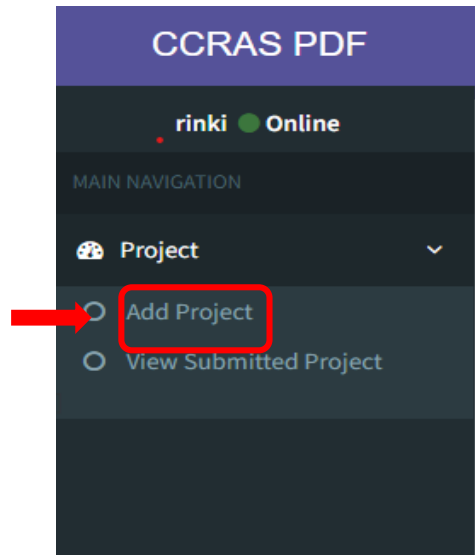
5. After successful registration, click on the **login** button for sign up.



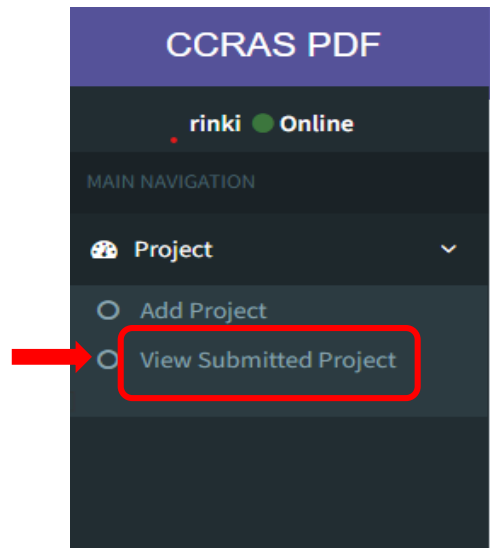
6. Enter your **Login Credentials (Username and Password)**, and then click the **Login** button to proceed.



7. Once you have logged into the Portal, now click the **Project button**.



8. The applicant dashboard will display the **Add Project** and **View Submitted Project** modules. Click on the **Add Project button** to enter the details and **save** to proceed further.



9. Enter the details asked and save to proceed further.

The screenshot shows a web form titled "Add Project" with a red warning message: "Mentor Registration is prerequisite before proceeding to add project". The form is divided into two main sections. The top section contains fields for: Mentor Name (dropdown), Co-Mentor Name (text), Research Area (dropdown with "Drug Development (Pre-clinical/Clinical Studies for novel medical needs)" selected), Title (text), Introduction (text), Objective of the Study (text), Research Question and Hypothesis (text), Method of Evaluation (text), Research Methodology (text), Reference and Anticipated Outcomes (text), Timeline/Calendarization (text), and Bibliography (text). Each text field has a small red icon in the top right corner. The bottom section is a "Document Uploads" area with a red note: "(Submit following documents only in pdf format)". It contains several empty text input fields. A red arrow points from the bottom center of the form to a blue "Save" button located at the bottom right of the form area.

10. The required documents have to be uploaded in the respective field.

This screenshot shows the "Document Uploads" section of the form. It features a red warning message: "(Submit following documents only in pdf format)". Below this, there are several rows of text input fields, each with a small red icon in the top right corner. At the bottom right of this section, there is a blue "Save" button.

11. Upload the required documents as PDF files in the designated fields, with each file not exceeding 2MB.

**Document Uploads**

(Submit following documents only in pdf format)

**Research Proposal Format**

Submit the Project Synopsis as per the Research Proposal Format given in the above link

- Project Synopsis \***  
(Only PDF ID generated during registration at CCRAS-PDF site is to be mentioned at every page of proposal as header. Your identity should not be revealed in proposal. Project proposal must be in readable pdf format not exceeding 5MB.)
- Caste Certificate**  
Caste Certificate is only for Age Relaxation
- Aadhar Card \***  
If Aadhaar is not available, please provide any Govt ID (PAN/Voter ID/ Passport/Driving License).  
\*The IDs are just for internal use only\*
- Physically Handicapped Certificate**
- UG Degree Certificate/Provisional Degree Certificate \***
- PG Degree Certificate/ Provisional Degree Certificate \***
- Ph.D Degree Certificate/ Provisional Degree Certificate**
- Any other Form**  
(Kindly merge and upload the PDF)

**Download Application Form**

- Application Form \***  
Click on above link for downloading application form

I declare that the details provided by me are correct to the best of my knowledge and I also ensure that I have not disclosed my identity in the submitted project synopsis  
 If above is found to be the case, my application form may be rejected.

No file chosen

No file chosen

No file chosen

No file chosen

No file chosen

No file chosen

No file chosen

No file chosen

No file chosen

No file chosen

No file chosen

No file chosen

No file chosen

No file chosen

No file chosen

No file chosen

12. Prior to submitting the form by clicking the **Submit button**, it is recommended to **review your filled details thoroughly**. Once you have done so, proceed to **submit** the form.

**Document Uploads**

(Submit following documents only in pdf format)

**Research Proposal Format**

Submit the Project Synopsis as per the Research Proposal Format given in the above link

- Project Synopsis \***  
(Only PDF ID generated during registration at CCRAS-PDF site is to be mentioned at every page of proposal as header. Your identity should not be revealed in proposal. Project proposal must be in readable pdf format not exceeding 5MB.)
- Caste Certificate**  
Caste Certificate is only for Age Relaxation
- Aadhar Card \***  
If Aadhaar is not available, please provide any Govt ID (PAN/Voter ID/ Passport/Driving License).  
\*The IDs are just for internal use only\*
- Physically Handicapped Certificate**
- UG Degree Certificate/Provisional Degree Certificate \***
- PG Degree Certificate/ Provisional Degree Certificate \***
- Ph.D Degree Certificate/ Provisional Degree Certificate**
- Any other Form**  
(Kindly merge and upload the PDF)

**Download Application Form**

- Application Form \***  
Click on above link for downloading application form

I declare that the details provided by me are correct to the best of my knowledge and I also ensure that I have not disclosed my identity in the submitted project synopsis  
 If above is found to be the case, my application form may be rejected.

No file chosen

No file chosen

No file chosen

No file chosen

No file chosen

No file chosen

No file chosen

No file chosen

No file chosen

No file chosen

No file chosen

No file chosen

No file chosen

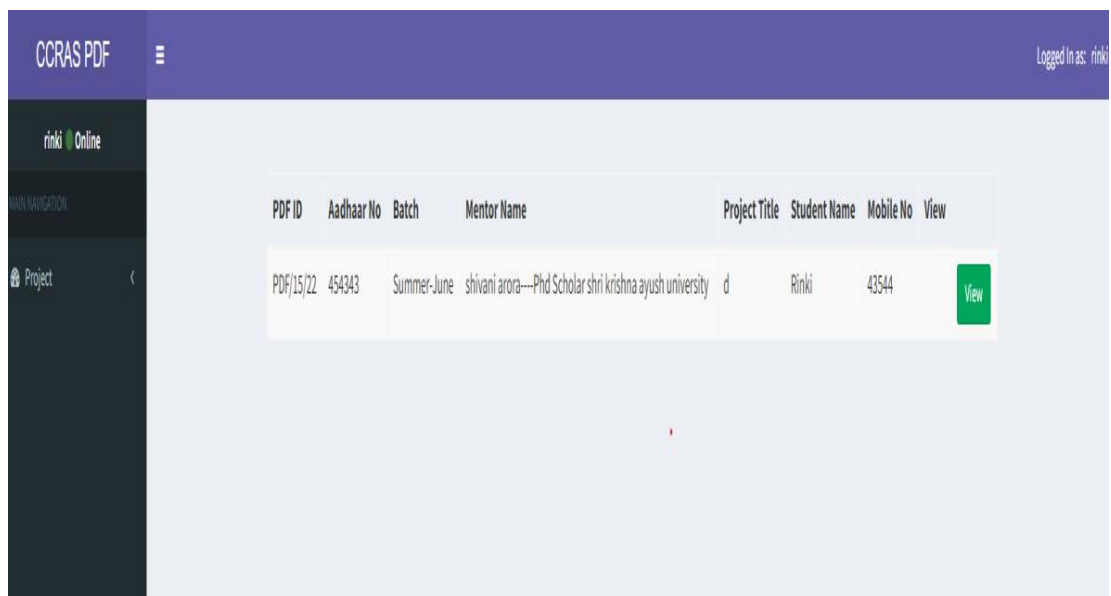
No file chosen

No file chosen

No file chosen



13. After submission, you will be directed to the dashboard to review the entered details.



14. You can access your submitted project by clicking the **View** button.

15.



16.

## 17. Your submitted project will be viewed as

**rinki** Online

MAIN NAVIGATION

Project

### Project

- **PDF Reference ID** PDF/15/16
- **Adhar No** 454343
- **Mentor Name** shivani arora—Phd Scholar shri krishna ayush university
- **CO-Mentor Name**
- **Category** OBC
- **Research Area** Drug development (Pre-clinical/ Clinical studies) for unmet medical needs
- **Name Of Department** Rasashastra & Bhaishajyakalpana
- **Project Title** research is on the way.
- **Introduction** research is on the way.
- **Objective of the study** research is on the way.
- **Research Question Hypotheses** research is on the way.
- **Review Of Literature** research is on the way.
- **Research Methodology** research is on the way.
- **Relevance and Anticipated Outcomes** research is on the way.
- **Tentative Cauterization** research is on the way.
- **Bibliography** research is on the way.
- **Application Form** [VIEW](#)
- **Project Synopsis** [VIEW](#)
- **Caste Certificate** [VIEW](#)
- **Aadhar Card** [VIEW](#)
- **Physically Handicapped Certificate** [VIEW](#)
- **UG Degree Certificate/Provisional Degree Certificate** [VIEW](#)
- **PG Degree Certificate/ Provisional Degree Certificate** [VIEW](#)
- **Ph.D Degree Certificate/ Provisional Degree Certificate** [VIEW](#)
- **Any other Form** [VIEW](#)

**Note:** To retain a record and for reference purposes, one can save a copy of the submitted application form and proposal by using the Ctrl + P command.



## B. Guidelines for Mentor/Supervisor: Following steps are to be followed-

1. Open the CCRAS website on any browser using URL: <http://ccras.nic.in/> and click on Application Invited for Post Doctoral Fellowship Scheme 2024-June batch to open the PDF Portal URL: [pdf.ccras.org.in](http://pdf.ccras.org.in)

**CENTRAL COUNCIL FOR RESEARCH IN AYURVEDIC SCIENCES**  
Ministry of AYUSH, Government of India, New Delhi - 110058

Home About CCRAS CCRAS Policies Institutions Publications RTI SPARK eOffice SPARROW Contact Us

**About CCRAS**

The Central Council for Research in Ayurvedic Sciences (CCRAS) is an autonomous body of the Ministry of AYUSH (Ayurveda, Yoga & Naturopathy, Unani, Siddha and Homeopathy), Government of India. It is an apex body in India for the formulation, coordination, development and promotion of research on scientific lines in Ayurveda and Sowa-Rigpa system of medicine.

**NEW!** Request for Display of Advertisement of document along with list of the existing Equipment/machines for Annual Maintenance contract (AMC) at RARI,Mumbai

**NEW!** Notification for Amendment of Recruitment Rules for the posts created for setting up the office of Central Ayush Drugs Controller in the Ministry of Ayush.

**NEW!** Notice for Conducting of Limited Departmental Competitive Examination for promotion to the post of LDC in CCRAS

**NEW!** Notice for Assignment of Literary Work based on Expression of Interest.

AYUSH Research Portal  
AYUR PRAKRITI WEB PORTAL  
Call for expression-PRAKRITI-training  
Form for Trained Users of Ayur Prakriti Portal  
Related Links  
Vigilance  
Swachh Bharat  
Online JDRAS  
Online JRAS

PDF Portal URL: [pdf.ccras.org.in](http://pdf.ccras.org.in)

2. Click on To Apply Visit CCRAS PDF Portal ([pdf.ccras.org.in](http://pdf.ccras.org.in)) button.

भारत सरकार  
GOVERNMENT OF INDIA

आयुष मंत्रालय  
MINISTRY OF AYUSH

Skip to main content Search Hindi

**CENTRAL COUNCIL FOR RESEARCH IN AYURVEDIC SCIENCES**  
Ministry of AYUSH, Government of India, New Delhi - 110058

Home About CCRAS CCRAS Policies Institutions Publications RTI SPARK eOffice SPARROW Contact Us

Home > Application Invited for Post Doctoral Fellowship Scheme-June 2024 Batch

**Application Invited for Post Doctoral Fellowship Scheme-June 2024 Batch**

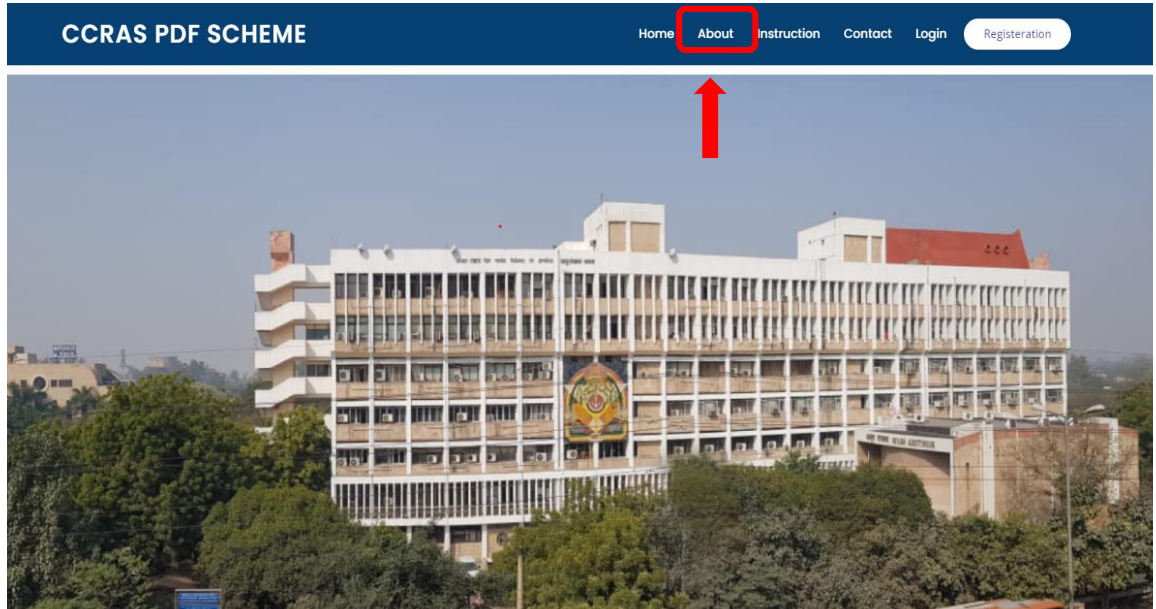
The Online Registration and Submission of Applications for PDF, June 2024 Batch will commence from 1st June, 2024

Advertisement

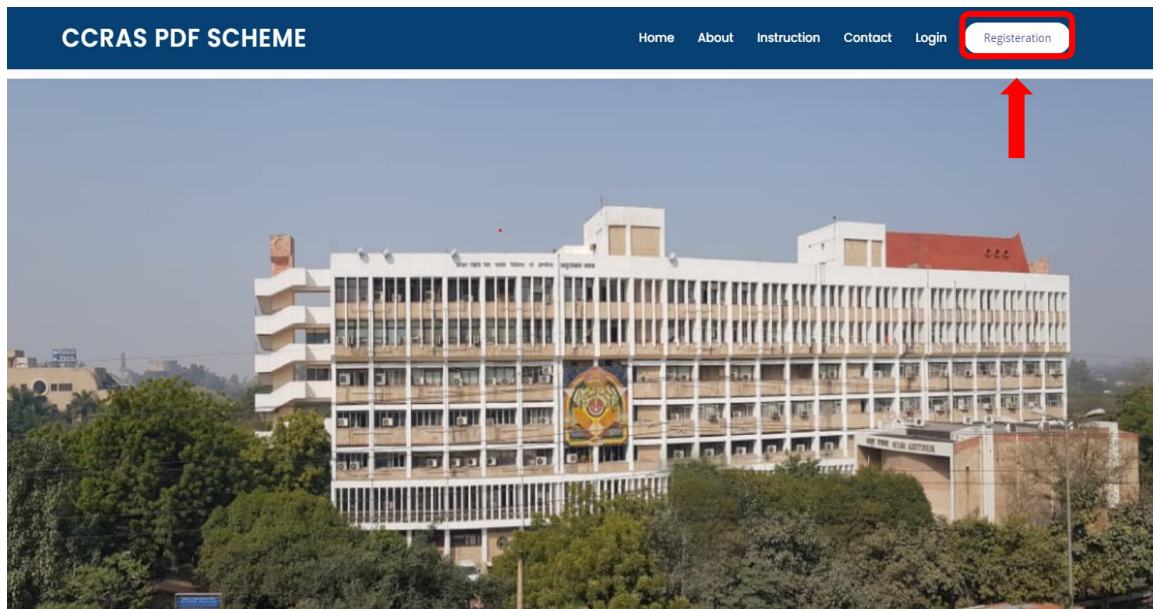
Scheme

To Apply visit CCRAS PDF Portal: @(<a href='\"http://pdf.ccras.org.in\">pdf.ccras.org.in</a>)

3. You can click on **About** button on the PDF portal to know about the CCRAS PDF Scheme.




4. New users, click the **Registration** button to open the **Registration form**.



5. Fill out the **Registration form** and then click on the **Register button** to complete the process.

The image shows a 'New Registration' form with several sections: 'Registration Details', 'Personal Details', 'Communication Details', and 'Other Details'. The 'Registration Details' section includes fields for 'Enrolling as a', 'Username', 'Password', and 'Email address'. The 'Personal Details' section includes fields for 'Title', 'First name', 'Last name', 'Father/husband Name', 'Gender', 'Date Of Birth', 'are you physically handicapped?', 'Category', 'Nationality', and 'Aadhaar No.'. The 'Communication Details' section includes fields for 'Address Line1', 'Address Line2', 'State', 'District', 'City', 'Pincode', 'Mobile Number', 'Alternate Mobile Number', and 'Postal Address for correspondence'. The 'Other Details' section includes fields for 'University / Institution Name' and 'University / Institution Address'. At the bottom of the form, there is a blue 'Register' button and a yellow 'Already have an account?' button. A red arrow points to the 'Register' button.

6. After successful registration, click on **Login** button to sign up



7. Enter your **Login Credentials (Username and Password)**, and then click the **Login** button to proceed

CCRAS PDF SCHEME

Home About Instruction Contact Registration

केन्द्रीय आयुर्वेदीय विज्ञान अनुसंधान परिषद्  
आयुष मंत्रालय, भारत सरकार  
CENTRAL COUNCIL FOR RESEARCH IN AYURVEDIC SCIENCES  
Ministry of Ayush, Government of India

CCRAS-PDF  
LOGIN

Username...

Password...

I'm not a robot

hCAPTCHA  
Privacy - Terms

Login

8. After logging in successfully, Mentor will be directed to the Mentor dashboard, where they can view the submitted project by candidate (if any)

CCRAS PDF

LoggedIn as: rinki

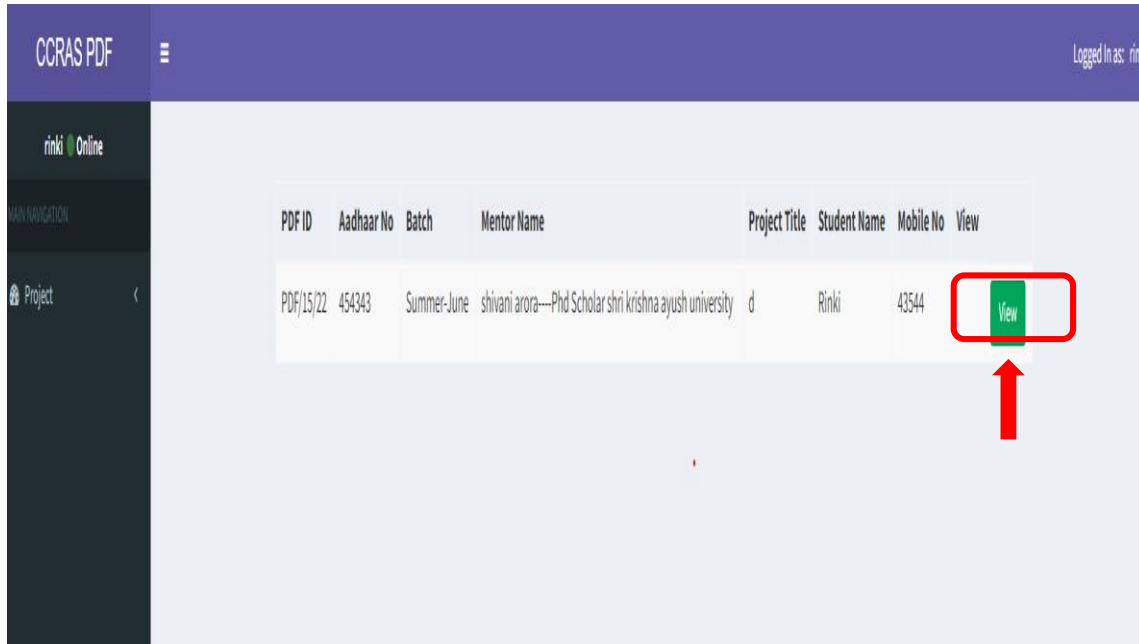
rinki Online

ADMIN NAVIGATION

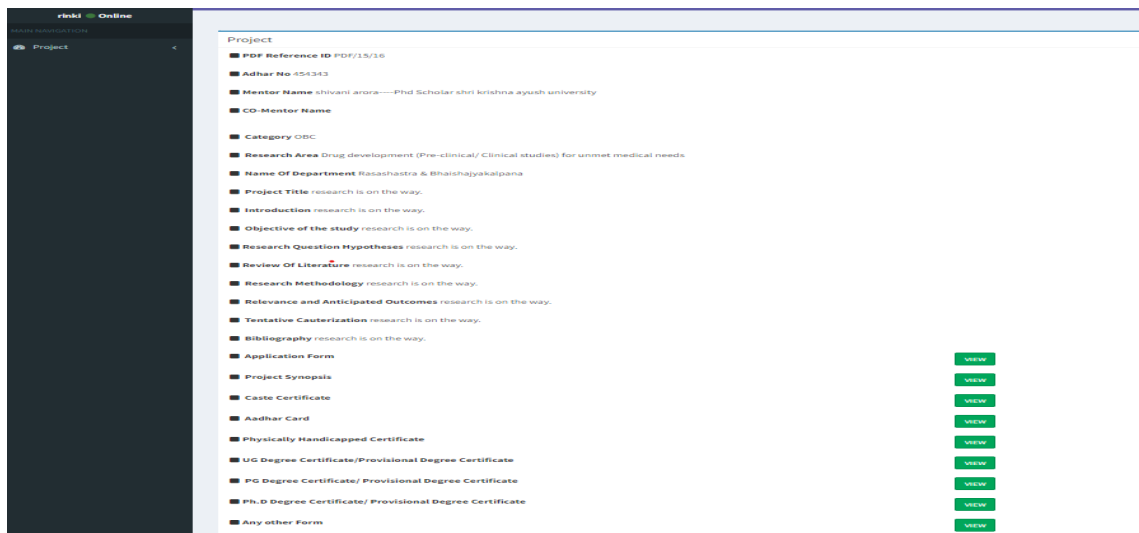
Project

PDF ID	Aadhaar No	Batch	Mentor Name	Project Title	Student Name	Mobile No	View
PDF/15/22	454343	Summer-June	shivani arora---Phd Scholar shri krishna ayush university	d	Rinki	43544	View

9. Furthermore, you can view the submitted project by clicking on **View** button.



10. The submitted project will appear as follows:



**Note:** To retain a record and for reference purposes, one can save a copy of the submitted application form and proposal by using the Ctrl + P command.

